

# CALVERT COUNTY QUILT GUILD

## April 2026 NEWSLETTER

### In This Issue:

President’s Message .....	1
Upcoming Programs .....	2
April Birthdays .....	2
Of Special Note .....	2
Upcoming Elections .....	3
Show and Tell.....	4
Meeting Minutes.....	8
Block of the Month.....	10

**Meetings:** The guild meetings (second Tuesday of the month) start at 7:00 pm at **NEWLIFE Church, 3170 German Chapel Rd, Prince Frederick, MD.** The room opens at 6:30 pm for set up and social time. Please join us! We also offer an option to attend via Zoom for those members that cannot attend in person.

**Next Guild Meeting:** Tuesday, April 14, 7:00 pm.

**Next Board Meeting:** TBD.

**May Newsletter Deadline:** April 20.

**Guild Email Address:**

[info@calvertcountyquiltguild.org](mailto:info@calvertcountyquiltguild.org)

**Guild Snail Mail Address:**

Calvert County Quilt Guild  
P. O. Box 153  
Prince Frederick, MD 20678

**Calvert County Quilt Guild Website:**

<http://www.calvertcountyquiltguild.org/>

### Presidents Message



At the March meeting, we discussed changing the monthly meeting’s format. I would like to see our guild grow with stronger relationships among existing members and attract new members into our group. A vibrant, well-connected guild creates lasting friendships, celebrates quilting, and gives back to the local community. Some ideas I’ve come up with are:

- Offering free “Intro to Quilting” workshops to the community in order to attract beginners or individuals curious about quilting.
- Hosting member demonstrations featuring techniques, tips & tricks, use of various tools, etc.
- Expanding charity quilt alongs and sew-ins to weekends or evenings to accommodate working members.
- Pairing new members with an experienced one to help them navigate guild activities and help them feel like they belong from day one.
- Expand the guild’s presence through social media such as Facebook or Instagram.

What are you looking for in a guild? I would love to hear what direction or change each of you would like to see at the meetings.

Happy Quilting, Julie Trollinger, President


**Upcoming Programs and Workshops**

**April 14, 2026, 7:00 pm, at NEWLIFE Church.**  
 Discussion on our favorite tools or least favorite.  
 What are your “go to” tools? Is there a tool that  
 you regret purchasing?



**May 12, 2026, 7:00 pm, at NEWLIFE Church.** Julie Belin from Blue Oaks Quilting will be our guest speaker. She is a certified Quiltworx instructor, as well as instructor for Studio 180, Legit Kits, and Sew Kind of Wonderful. Her lecture is called a Table for All Seasons which highlights her quilting journey through table toppers and runners, and showcasing techniques from Studio 180, Sew Kind of Wonderful, Quiltworx, and Legit Kits.

**May 13, Julie Belin** will teach the Quiltworx Broken Daisy placemat workshop.



The workshop takes place at the **NE Community Center**, Room A, 4075 Gordon Stinnett Ave., Chesapeake Beach. Parking is behind the building. **Kit fee for the class is \$35 which includes fabric, instructions, and paper for four placemats.**



**April Birthdays**

Marti	Phelps	April 5
Pat	Ford	April 6
Janice	McBain	April 9
Collette	Barksdale	April 19

**Of Special Note**

**Library Sew-Ins**

Listed below are dates for sewing sessions. Questions? Contact Hilke.

**Fairview Library - Owings**

Mon., April 13; 12:00 pm – 5:00 pm; Large Room

**Prince Frederick Library**

Thurs., April 9; 10:00 am – 4:00 pm; Room 3

Mon., April 27; 12:00 pm – 5:00 pm; Room 3

**Twin Beaches - North Beach**

Fri., April 17; 12:00 pm -5:00 pm, West Room

### Elections

We have reached the two-year election cycle for **President** and **Secretary** of the guild. **Our Nominating Committee** comprised of **Carla Warner, Pat Ford, and Kasey Mersch** will be **recruiting candidates for these positions**. Please give this serious consideration! **We need people in leadership positions to keep the guild moving forward.**

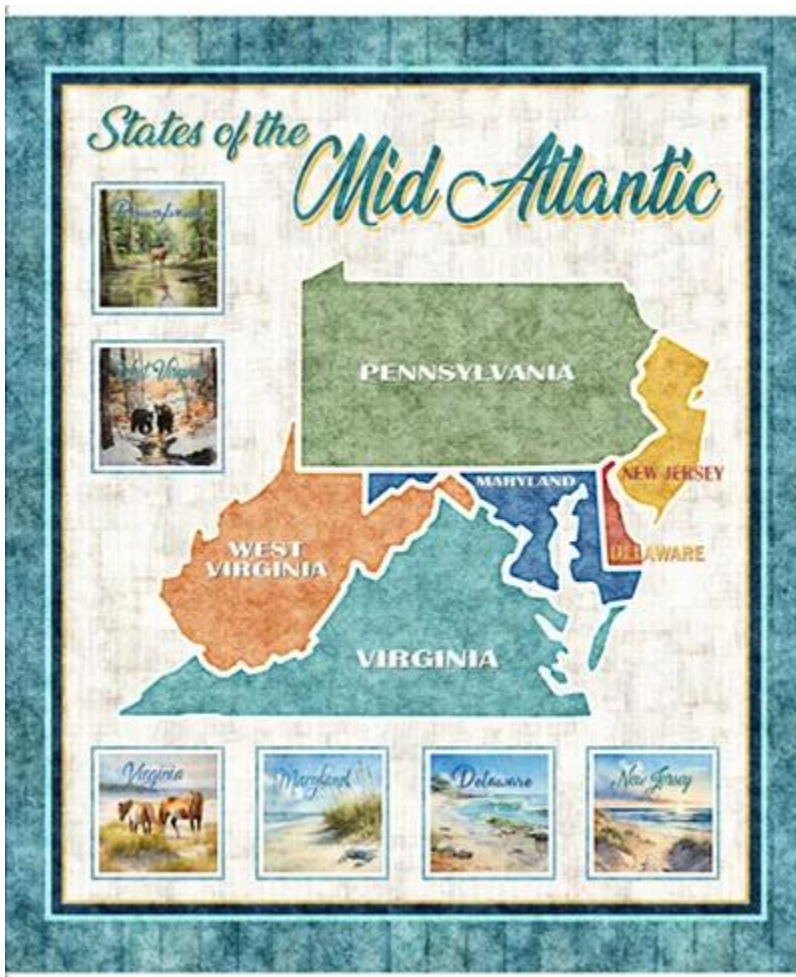
Voting will take place by ballot at the May general meeting. The month of June will be a time for the current officers to transition and share information with the new officers. The new officers will take office on July 1.

### Block of the Month

Please turn in any Little Monsters, Square in a Square, and Ohio Star blocks at the April meeting. In the meantime, if anyone needs a square of the floral fabric for the current Ohio Star block, contact Karla Sisson ASAP.




We are also in need of a new person to handle the **Block of the Month**. This is a position that lets you be as creative as you would like!



**Heads Up, the All Mid-Atlantic Shop Hop (AMASH) Begins on July 1 – August 31, 2026**

<https://allmidatlanticshophop.com/>

## March 2026 Show and Tell



Susan B. (left) with Cool Cars for Michael using the Wonder Curve Ruler.


Nikki H. (above) with a quilt she made a while ago but recently quilted.

Marlene D. (below left) with a Quilt of Valor.

Stephanie (below right) with a recently completed teddy bear quilt.



## March 2026 Show and Tell



Donna (left) models her jacket with the Maryland Star.

Christine T. (above) with a rescued quilt top that she quilted and finished.

Anita (below) with two quilts including a quilt for her brother-in-law on the right.



## March 2026 Show and Tell



Andrea - (top left) with a quilt showcasing animal prints and her quilting.

Julie (top right) with a quilt using the Jawbreaker pattern.

Julie (below) with a SECOND Glimmer Glass quilt.



### March 2026 Show and Tell



Julie deconstructed her bowl from the Jelly Roll Rug class but ended up with a kitchen rug, two bowls, and a mug rug!



## Calvert County Quilt Guild Meeting Minutes

March 12, 2026

**Business Meeting – President Julie Trollinger** called the meeting to order at 7:00 p.m. Tonight's program "What you are working on".

Show and Tell/ Working on: **Susan Blanton, Nikki Huffstutler, Marlene Diehl, Pat Ford, Hilke Hoeffler** showed the raffle quilt, **Donna Nichols, Stephanie Fulk, Chris Tenney, Anita Turley, Andrea Elwyn** and **Julie Trollinger** shared their items.

Library books were available for sale.

**Anita** moved and **Nikki** seconded to approve the February minutes as written.

**Nomination Committee** report: **Carla Warner, Pat Ford and Kasey Mersch** are still searching.

We discussed changing the meeting format. **Julie** doesn't feel she has a chance to mingle and meet people. **Andrea** noted the prices for speakers have really gone up. Would we rather take a bus to a quilt show? Could we have a drop in at a library and have the meeting at 7:00 pm. We were reminded we cannot do a sew-in at the church. **Julie** noted she gets asked a lot about sewing classes for adults. Is that something we are interested in doing?

**Membership - Sue Huseby** reported no new members tonight. **Julie** won the name tag raffle.

**Sue** reminded us we are having a sewing session with 4-H, on March 14; she had planned on doing binding, but the two children who signed up have never sewn.

**Julie Trollinger** will contact **Kathy Cannon** for raffle tickets for the quilt.

### Programs – Andrea Elwyn

April no guest program; we will be sharing "what is our favorite tool or least favorite tool". In May, Julie Belan will present a "Table for Every Season". The next day will be a workshop, "Broken Daisy Placemat"; paper and curved pieced; \$35 kit; at Northeast Community Center in Chesapeake Beach.

Program suggestion: Sharing skills - rotate through different tables.


**BOM - Karla Sisson** was not present, so bring your floral blocks next month. **Anita** is still accepting 7" monster blocks. We need someone to chair the BOM.

**Debbie Stanford** asked about interest in a Round Robin.

**Treasurer's Report** – **Debbie Stanford** gave the report. Details can be found at the end of the newsletter.

**Donna Nichols** moved and **Pat Ford** seconded to close the meeting at 8:17 p.m.

---



# OHIO STAR March 2026 BOM

Note: ALL centers are the same floral fabric. If you did not get a block at the meeting—or want more—contact me ([withak2c1g@gmail.com](mailto:withak2c1g@gmail.com)) ASAP and I will mail you one.

**Fabrics** Choose colors to go with the flowers in D...your choice.

- A** Background  
 4 @ 4.5" square  
 1 @ 5.5" square
- B** Star Points  
 2 @ 5.5" square
- C** Inside star contrast...white or white with small print or dots  
 1 @ 5.5" square
- D** Center ...Floral provided  
 Trim to 4.5" square

Sew with scant 1/4" seams.



## Make Half Square Triangle (HST) Units

1. Draw a diagonal line on the wrong side of the two 5.5" Fabric B pieces.
  2. Pair one 5.5" B with one 5.5" A, right sides together.
  3. Pair one 5.5" B with one 5.5" C, right sides together.
  4. Sew 1/4" on each side of drawn line. Cut on drawn line. Press toward B.
- This gives you four HST units.

## Make Quarter Square Triangle (QST) Units

1. Take one HST created with A/B and one HST created with B/C and place right sides together so that the two B pieces are NOT on top of each other.
2. The seams should be on top of each other and *nested*.
3. Draw a diagonal line perpendicular to the seam.
4. Sew 1/4" on each side of drawn line. Cut on line.
5. Repeat with remaining A/B and B/C.
6. Trim and square up to 4.5" squares. It helps to use a ruler with a diagonal line. Watch corners. Press.

## Layout the Block

### Sew the rows and assemble the Block

Press seams of row 1 and 3 away from center. Press row 2 towards center

Trim to 12.5" X 12.5"

