

CALVERT COUNTY QUILT GUILD

August 2025 NEWSLETTER

In This Issue:

President's Message	1
Upcoming Programs	2
August Birthdays	2
Of Special Note	2
Class Supply List	3
Show and Tell	4
Meeting Minutes	11
Block of the Month	13

Meetings: The guild meetings (second Tuesday of the month) start at 7:00 pm at **NEWLIFE Church, 3170 German Chapel Rd, Prince Frederick, MD.** The room opens at 6:30 pm for set up and social time. Please join us! We also offer an option to attend via Zoom for those members that cannot attend in person.

Next Guild Meeting: August 12, 7:00 pm.

Next Board Meeting: September 2, 7:00 pm to 8:00 pm, Room 3, at the Prince Frederick Library to review the annual budget for 2026.

September Newsletter Deadline: August 20.

Guild Email Address:

info@calvertcountyquiltguild.org


Guild Snail Mail Address:

Calvert County Quilt Guild
P. O. Box 153
Prince Frederick, MD 20678

Calvert County Quilt Guild Website:

<http://www.calvertcountyquiltguild.org/>

Presidents Message



Artsfest at Annmarie Garden is just two months away. It is one of our biggest fundraisers we have. I've already made some table runners as they are always popular. Other popular items have been bags, totes, baby items, lanyards, key chains, aprons, baskets, pet bandanas, gift card holders, travel items, quilts, etc. What do you have planned?

If you haven't been before, Artsfest is set amidst the backdrop of beautiful Annmarie Sculpture Garden & Arts Center in Solomons, Maryland. There will be more than 170 artist booths, 40+ performers, activities for kids in the Discovery Tent, Studio School, and the Zany Zone, along with great food, wine & beer, and much more! Our booth is set among the shady wooded path. I always enjoy seeing the creativity all the various artists bring to the event. Please bring your boutique items to the August and September meetings for our Annmarie Garden Boutique sale.

Happy Quilting,

Julie Trollinger, President

Upcoming Programs and Workshops

August 12, 2025, 7:00 pm at NEWLIFE Church. Cathy Thornton from The Crabby Quilter will present “The Joy of Collage Art”. She will present a trunk show and tell us about the basics of creating a collage using the Laura Heine method.

August 13, 2025, 9:00 am at NEWLIFE Church. The Art of Collage Workshop by Cathy Thornton using Laura Heine techniques and her Teeny Tiny Collage Patterns. Doors will open at 8:30 a.m. and the workshop will start at 9:00 a.m. Potluck for lunch.

We can choose from group #5, #11, and #12 from the Teeny Tiny College Patterns by Laura Heine. Cathy will need a FINAL COUNT BY JULY 15, unless you are ordering your own pattern and kit.

* * * *

The supply list is on the following page. Cathy offers a 10% discount on any patterns and notions that will be listed in class. (Kits are not eligible for discount)

September 9, 2025, 7:00 pm at NEWLIFE Church. Jane Frenke will present Breaking the Rules, "What If" as a show and tell. A talk about her quilts and in essence giving the quilter permission to make mistakes and try something new; to break the rules and oops....maybe cut up a perfectly good block to make something different.

September 10, 2025, Dancing Log Cabin Quilt Workshop, 9:00 am at NEWLIFE Church. Join Jane Frenke to learn her technique for the Dancing Log Cabin quilt, an interesting class in breaking the rules.



August Birthdays

Kathy	Cannon	August 5
Sharon	Burns	August 23
Carrie	Raines	August 23

Happy Birthday, Ladies!

Of Special Note

Library Sew-Ins

Listed below are the upcoming sewing sessions. You can come for all or a part of any session. Questions? Contact Hilke.

Fairview Library - Owings

Wed., August 6; 11:30 am – 4:30 pm; Small Room
Fri., August 15; 12:00 pm - 5:00 pm; Large Room
Fri, September 5; 12:00 pm - 5:00 pm; Large Room

Prince Frederick Library

Thurs., August 7, 1:00 pm – 5:30 pm, Room 3
Monday, August 25, 11:00 am – 5:00 pm, Room 3
Tuesday, Sept. 16, 1:00 pm – 5:30 pm, Room 3

Twin Beaches - North Beach

Tues., August 5, 12:00 pm – 6:00 pm, West Room
Fri., Sept. 12; 12:00 pm – 5:00 pm, West Room

Fabric Stash & Supplies Giveaway

I received SEVERAL containers of quilting fabric (fat quarters & yardage), notions, kits, patterns, rulers, batting, etc. Fabric is clean, premium quality cotton, and has been stored in containers in a dry, smoke-free environment. Bring bags and help yourself to whatever you can use. Call or text **Pat Ford** (410-610-5722) to arrange a time to visit. My address is 681 Fairhaven Rd., Tracy's Landing, MD.

Class Supply List: Laura Heine Collage Workshop

In this class, we will learn how to make one of the Laura Heine Collage Quilts. We will be using Laura Heine's Teeny Tiny pattern, and everyone will be working to create their own style. I would avoid the Teeny Tiny patterns that use the small strips. That is a different technique we will not be covering. You will learn why we use Steam-A-Seam 2 for applique pieces and master the cutting and trimming of applique pieces. We will be working on the collage part of the pattern, but I will give ideas for finishing your project.

SUPPLIES:

- Teeny Tiny Pattern such as #5 (Pincushion- Sewing machine- Dress Form) or another similar Teeny Tiny pattern.
- Paper scissors
 - Karen Kay Buckley medium fine point handle scissors are recommended, (Blue Handle), or NEW Laura Heine Serrated Scissors
- #2 Pencil for tracing your pattern.
- Applique pressing sheet – 17" x 24". I carry Laura Heine Collage mat.
- Painters Tape to hold pattern down.
- Pattern Ease – 5/8-yard.
- 3-4 yards of 12" Steam a Seam 2 (no substitutes)
- Small rotary cutter, mat, and ruler - Stiletto
- Backing: refer to pattern for exact yardage
- Binding (1/2yard), frame or stretcher canvas (16' x 20" for finishing).
- DRY Iron

USING YOUR OWN FABRICS: refer to the pattern you are using to decide what fabrics you need.

- Good selection of scraps, cutables and underlays
- 5 – 10 pieces of light blender fabrics to use for the background of the collage (if using five you will need a piece about 6" x WOF of each). If using more pieces, be sure to have enough to cover the 19" X 23".
- *Optional*: Kits, patterns, Laura Heine Collage Mat, scissors, Laura Heine Pattern Ease are available for purchase. Contact Cathy to order.

Instructor: Cathy

Email: info@thecrabbyquilter.com 410-263-3897

July 2025 Show and Tell



Anita with another monster quilt!




Anita with modern fabric blocks on point!



Anita with a Halloween table runner



Anita with a matching Halloween bag!

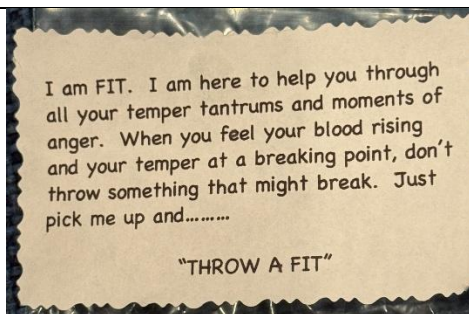


Betty with a jelly roll rug



Mary P. with an upcycled gardening apron from old jeans

July 2025 Show and Tell



Lillian made upcycled coasters from old jeans

Left and above - Lillian made a FIT doll upcycled from scraps.



Mary P. with a wedding ring quilt!



Andrea with two jelly roll projects.



Sue H. with a bag from an old tablecloth



Sue H. with a bag from old jeans and linens



Sue H. with a bird mobile!

July 2025 Show and Tell



Julie T. with an upcycled tote from a dog food bag



Julie T. with an upcycled adult bib from an old shirt.



Jan McB with a placemat.



Jan McB.,left, with a large scrappy quilt and a whole cloth project above.


July 2025 Show and Tell



Hilke shows an upcycled Gnome with a stocking nose and flannel shirt hat, stuffed with batting scraps



Hilke with two lap quilts.



Stephanie F. with upcycled headbands from sleeves of husband's T-shirts



Hilke with a table runner



Marlene with altered jeans from parts of another pair

July 2025 Show and Tell



Stephanie F. demonstrating twining to make rag rugs



Stephanie F., above and top right, with two upcycled rag rugs from fabric scraps



Stephanie F. with an upcycled rag rug using flannel sheets.



Karla S. with an upcycled potholder from amaryllis bulb bag



Karla S. with an upcycled pillow made from a painted sweatshirt

July 2025 Show and Tell



Karla S. with four upcycled pillow covers from shirts




Kathy C. with a beautiful vintage crazy quilt

July 2025 Show and Tell



Kasey M. with an upcycled stocking from Dad's old shirts



Kasey with a modern quilt



Kasey with a quilt in blues

Calvert County Quilt Guild Meeting Minutes

July 8, 2025

We started the evening with a member yard sale at 6:30 pm.

Business Meeting - President Julie Trollinger called the meeting to order at 7:17 pm. Zoom was not offered.

Minutes - Betty Tilley moved and **Kathy Cannon** seconded to approve the minutes from the June meeting as written in the newsletter.

Programs - Vice-President Andrea Elwyn reported that in August, **Cathy Thornton** from **The Crabby Quilter** will present the program "The Joy of Collage Art". She had sign-up sheets for the August workshop, "The Art of Collage". At our September meeting **Jane Frenke** will present "Breaking the Rules". The workshop – "Dancing Log Cabin" will be held on September 10th. **Karla Sisson** will run the workshop because Andrea and Julie will not be available. In November, we are going to have a Homemade Christmas sit and sew.

Andrea had surveys to determine member interests to help with planning programs and workshops.

Raffle Quilt Tickets - Kathy Cannon passed out raffle tickets. See Kathy if you need tickets or want to turn in money.

Hilke Hoeffler will have signup sheets next month for Annmarie Garden Artsfest and the Calvert County Fair.

Membership - Sue Huseby reminded members that tonight is the start of the new year and dues are payable. Ten members paid their dues tonight. Sue had membership cards and receipts available

We had four people eligible for the Perfect Attendance Award so she pulled the name out of the hat – **Pat Ford** won.

We welcomed a new member, **Carrie Raines**.

Treasurer's Report - everything was transferred to **Debbie Stanford** and all paperwork was signed at the bank.

Block of the Month - we still need a chairperson. **Karla Sisson** presented a block for August and she will prepare a block until December. The September BOM will be 6.5" monsters.

Sunshine Chairperson – Lillian Mair reported she sent cards to Pat Ford, and to Nancy Gardner whose father passed away at age 99.

Monthly Raffle was won by **Jan McBain**.

Name badge drawing was won by **Julie Trollinger**.

Betty Tilley moved and **Mary Potter** seconded to close the meeting.

Upcycle Challenge and Show and Tell: Anita Turley, Andrea Elwyn, Betty Tilley, Lillian Mair, Mary Potter, Sue Huseby, Julie Trollinger, Jan McBain, Hilke Hoeffler, Karla Sisson, Kathy Cannon, Kasey Mersch, Marlene Diehl, and Stephanie Fulk.


Meeting adjourned at 8:09 pm.

Mark your Calendars. We will be selling boutique items and raffle tickets at this event. A sign-up sheet will be available to help set up/take down and work the booth during the festival.



13470 Dowell Road, Solomons, MD
10:00am - 5:00pm both days

Fall Flowers BOM August 2025

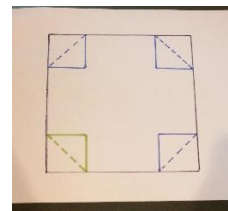


Fabric A (flower petals) 4 @ 5" square, same color
Red, dark yellow, gold, orange, burgundy—any fall flower color

Fabric B (Background) 12 @ 1.5" squares
Natural/off-white

Fabric C (flower center) 4 @ 1.5" squares*
Brown, green, gold, black

Draw (or press) a diagonal line on the back of each 1.5" square.
Place three background squares on each petal.



Place one center square on the remaining corner of petal.

/ \ (Snowball effect)
\ /

Trim outside of each corner seam. Press outward.

Join squares together with C toward center, being very careful to match seams. (I pressed these seams open.)

Square to 9.5".



*I made a sunflower center with 2.5" squares.