

## CALVERT COUNTY QUILT GUILD

### October 2025 NEWSLETTER

#### In This Issue:

President's Message .....	1
Upcoming Programs .....	2
October Birthdays .....	2
Of Special Note .....	2
Show and Tell .....	3
Meeting Minutes .....	7
Block of the Month .....	9

**Meetings:** The guild meetings (second Tuesday of the month) start at 7:00 pm at **NEWLIFE Church, 3170 German Chapel Rd, Prince Frederick, MD.** The room opens at 6:30 pm for set up and social time. Please join us! We also offer an option to attend via Zoom for those members that cannot attend in person.

**Next Guild Meeting:** October 14, 7:00 pm.

**Next Board Meeting:** TBD.

**November Newsletter Deadline:** October 20.

#### Guild Email Address:

[info@calvertcountyquiltguild.org](mailto:info@calvertcountyquiltguild.org)

#### Guild Snail Mail Address:

Calvert County Quilt Guild  
P. O. Box 153  
Prince Frederick, MD 20678

#### Calvert County Quilt Guild Website:

<http://www.calvertcountyquiltguild.org/>

#### Presidents Message



What a wonderful weekend we had at Annmarie Garden! The weather was absolutely beautiful, and we had a fabulous group of ladies manning the booths. Thank you to those who helped set up and take down the booths. And a big thank you to the husbands who also came to help. A Special Thanks goes out to Hilke Hoefer who devoted a lot of time collecting, storing, and pricing the boutique items, setting up the volunteer schedule, and much, much more. Our raffle quilt was displayed, tickets sold, and we received many complements on the quilt. Currently, our raffle quilt is at the Calvert County Fair. Thank you to all who selflessly give up their personal time to make these events successful.

Happy Quilting,

Julie Trollinger, President

## Upcoming Programs and Workshops

**October 14, 2025, 7:00 pm at NEWLIFE Church.** Susan Zimmerman is a Fabric Sales Rep based in the DC Metro Area. She is an avid quilter, sewist, product designer, and business consultant.



**November 11, 2025, at 5:30 pm at NEWLIFE Church.** We will have an open sew! Bring your machine and socialize while working on holiday gifts or any project of your choice. **Note earlier start time.**

**December 9, 6:00 pm Holiday Party at NEWLIFE Church.** Doors will open at 5:30 pm for set up. Details to follow.



## October Birthdays

Debbie	Francisco	October 6
Barbara	Lingle	October 28
Nancy Jo	Kazmaier	October 29
Stephanie	Fulk	October 31

## Of Special Note

### Library Sew-Ins

Listed below are the upcoming sewing sessions. This month we will be focusing on tagging and pricing for AMG Artsfest. Questions? Contact Hilke.

### Fairview Library - Owings

Thurs., Oct. 16; 12:00 pm - 5:30 pm; Large Room  
Fri, Nov. 7; 12:00 pm - 5:00 pm; Large Room  
Mon., Dec. 8; 12:00 pm - 5:00 pm; Large Room

### Prince Frederick Library

Friday, Oct. 10, 12:00 pm – 4:00 pm, Room 1  
Thursday, Nov. 13, 12:00 pm – 5:30 pm, Room 3  
Thursday, Dec. 4, 1:00 pm – 5:30 pm, Room 3

## Twin Beaches - North Beach

Tues., Oct. 21; 12:00 pm – 5:00 pm, West Room  
Mon., Nov. 24; 12:00 pm – 6:00 pm, East Room  
Fri., Dec. 19; 12:00 pm – 5:00 pm, West Room

## Community Outreach



**Sharon Burns, Marlene Diehl, and Sue Huseby** met with a small group of 4-H members to make a snack mat. This project may seem simple to us who have been sewing for a while, but it took the youngsters most of the scheduled four hours to complete. That is Sharon Burn's granddaughter on the right of the picture.

Our next workshop is scheduled for Saturday, October 25, 9:00 am - 1:00 pm. We will be making stuffed pumpkins. Let Sue know if you would like to help.

## Community Service



**Sharon Burns** received very positive feedback from CASA (Court Appointed Special Advocates) about the teddy bear quilts we made. She has purchased additional bears to wrap in doll-sized quilts. The size needed is 24" x 24" but can be up to 30". We need bear quilts for boys and girls. Larger lap sized quilts for kids 10 to 18 years old would also be appreciated.



## September 2025 Show and Tell



Anita made coasters above; Placemats on the right used BOM blocks that she had won. Below – Anita completed several sailboat quilts including these that were originally found at an estate give away.





## September 2025 Show and Tell



Anita completed her table runner from the Barbara Cline workshop.



Anita completed the Monsters quilt for Artsfest!



Sue H. with snack mats above and her beautiful Laura Heine Jelly Fish collage at right!






## September 2025 Show and Tell



Susan B. with Twirling Swirling Dance from the Barbara Cline workshop.



Susan B. - Laura Heine Sewing Machine collage.



Susan B. with Mobius Radial (pattern by Audrey Esarey) on left and a wine bottle table runner for Artsfest at right.



## September 2025 Show and Tell



Susan B. with table runners for  
Artsfest



Kathy C. with an embroidered clock, One Stitch  
at a Time.



Kathy C. with a holiday pillow from a Kimberbell design.



Chris T. with a shell themed table runner for Artsfest.

## Calvert County Quilt Guild Meeting Minutes

September 9, 2025

**Business Meeting – Karla Sisson** called the meeting to order at 7:05 p.m. Zoom was available. **Jane Frenke** presented a program on “Breaking the Rules”. She discussed her log cabin quilts and how they are sliced and rearranged. Discussed dying fabric.

Before our break **Anita Turley** discussed her plans for the monster blocks using a panel. **Anita Turley** moved, and **Collette Barksdale** seconded to approve the minutes.

2026 Budget was discussed at the September 2 Board meeting. Susan Blanton will send the proposed budget to all members.

**Programs - Elizabeth Sawyer** reported: in October, **Susan Zimmerman**, a fabric representative, will have a Q & A session. Submit fabric related questions to **Andrea Elwyn**, [acelwyn@hotmail.com](mailto:acelwyn@hotmail.com) and she will coordinate. In November, we are having a Homemade Christmas sit and sew in the big classroom. Andrea will have projects if you need something to work on. Suggested we start at 5:30. December is the Christmas party; we usually open the doors at 5:30 and the meeting starts at 6:00.

**Membership: Sue Huseby** reported we have 35 paid members. Name tag drawing was won by **Stephanie Fulk**.

The 4-H workshop has been cancelled for this Saturday. She said she suggested a pumpkin for November.

**Raffle Quilt Tickets - See Kathy Cannon** if you need tickets or want to turn in money. Tickets must be turned in at the December meeting before the party.

**Hilke Hoeffler** had signup sheets to work AMG and the fair. She needs lots more volunteers to cover the 5- 6 people per shift. Please give as much time as you can. AMG is our main fundraiser.

On Friday, we will be pricing items at Twin Beaches Library. For AMG she needs people to cart stuff on the 19<sup>th</sup> of Sept.; needs tall and strong people. Our booth is in the same spot as last year.

Huntingtown UMC craft fair is Oct.18.

At the November meeting she has a good idea for the next raffle quilt. We can do a lot of cutting; a picture will be in the newsletter. Everybody at every level can participate. It will be pizzazzed with lots of color.

She has made library reservations for the next three months; one session at each of the libraries per month.

**Sunshine Chairperson – Lillian Mair** sent out two cards, one to Donna who had surgery, and to Nancy Gardner whose husband passed away.

**Treasurer's Report – Debbie Stanford** reported, and details can be found in the newsletter.

**Monthly Raffle: Karla Sisson** reported, **Jan McBain** was planning on being here to discuss the Monthly Raffle. It is on hold for now because of a lack of participation. What items would we like her to have for the raffle or would we like a different type of program? Items mentioned: Templates, rulers, sewing kits, travel kits, rotary cutting blades, gift cards, and a 50/50.

**Block of month – Karla Sisson** reported last month we had a lot of flower blocks, this month only a few people participated. This is a good opportunity for new quilters to practice their ¼" seam and try new blocks. You don't have to take a ticket to win the blocks if you bring a block. She is looking for ideas on blocks we would like to try. She has an idea for a Valentine block which she shared with the members. The blocks for October are two Christmas ornaments.

We still need a **Block of the Month** Chairperson.

**Show and Tell: Anita Turley, Sue Huseby, Susan Blanton, Kathy Cannon, and Christine Tenny.**

**Anita Turley** moved and **Donna Nichols** seconded to close the meeting at 8:32 p.m.

---

**We will be selling boutique items at:**

**10th Annual Craft and Vendor Show**

**Saturday, October 18, 2025 at 9:30 a.m. to 2:30 p.m.**

**Free Admission**

**Huntingtown United Methodist Church**  
**4020 Hunting Creek Road**  
**Huntingtown, MD**

**Let Hilke or Karla know if you can help.**



## Christmas Ornaments October 2025 Block of the Month

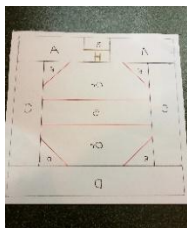


Four fabrics needed: Background white or white-on-white  
Hanger **H** gold or silver  
Ornament **Or**  
Stripe **S**

Background fabric: **A** 2 @ 3 X 1½ **B** 1 X 1½ **C** 2 @ 4½ X 1½  
**D** 6½ X 1½ **E** 4 @ 1½ X 1½

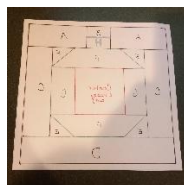
Hanger fabric: **H** 1½ X 1

Ornament fabric: **Or** 2 @ 4½ X 2 Stripe: **S** 4½ X 1½



Scant ¼ " seams

1. Join **Or** pieces to the **S** piece so that the stripe is in the middle.
2. Mark or press a diagonal line on each **E**. Place on the four corners of **OrS** snowball style. Stitch on line, trim and press to outside.
3. Stitch **B** to **H**. Add **A** to each side.
4. Stitch a **C** to each side of **OrS**.
5. Stitch Hanger piece to top.
6. Stitch **D** to bottom.
7. Square up to 6½ ".



Background: white Hanger: gold or silver Center: fussy cut  
Ornament: coordinates with center.

Center= 2 ½ " square

Background fabric: **A** 2 @ 3½ X 1½ **B** 1½ X 1 **C** 2 @ 4½ X 1½ **D** 6½ X 1½  
**E** 4 @ 1½ X 1½

**H** 1½ X 1 (gold or silver)

Ornament: **G** 2 @ 2½ X 1½ **F** 2 @ 4½ X 1½

Scant ¼ " seams. Follow same basic directions as above, attaching **G** and **F** to center square. Snowball the square. Add **C** to sides. Attach Hanger piece to top and **D** to bottom. Square up to 6½ ".

Make one or both!! Quick blocks.

KeS

Anita would like more little Monster blocks, 7" background, to complete a quilt.